





**Gitga'at First Nation
Consolidated Budget**

Schedules March 31, 2023
Budget

Revenue		
Indigenous Services Canada		5,601,159
First Nations Health Authority		1,654,590
Province of British Columbia		1,526,596
Department of Fisheries and Oceans		468,127
Other revenue		9,642,445
Earnings (loss) from investment in Nation business entities		1,426,225
Own source revenue		1,070,650
Rental income		282,687
Interest and investment income		126,496
Administration fees		11,125
		21,810,099
Program expenses		
Administration	2	904,840
Community Health	3	1,641,547
Special Projects	4	1,836,341
Development Corporation & Other	5	1,525,771
Economic Development & Gitga'at Clean Energy	6	748,326
Education	7	1,664,997
Fisheries, Guardian Watchman & Lands and Marine	8	2,366,927
Own Source Revenue & Forest and Range	9	750,854
Social Assistance	10	306,881
Village Operations & Capital Projects	11	2,121,884
		13,868,368
Annual surplus		7,941,731

Approved on behalf of Chief and Council on November 15, 2022

_____	Chief
	Councillor
	Councillor
	Councillor
	Councillor

**Gitga'at First Nation
Consolidated Budget Expenses by Object Schedule 1**

March 31, 2023

	Budget
Advertising and donations	639,212
Amortization	1,705,282
Awards	63,600
Bad debts	48,118
Bank charges and interest	4,833
Consulting and contracts	3,738,539
Employee benefits	418,167
Equipment and facility rental	6,551
Honoraria	205,243
Income assistance	23,945
Insurance	259,969
Office, program supplies and miscellaneous	1,540,889
Professional fees	349,483
Rent and occupancy costs	16,295
Repairs and maintenance	280,037
Salaries and wages	3,067,065
Student and school allowance	271,961
Telephone	102,507
Training	37,754
Travel	633,039
Tuition	94,398
Utilities, fuel and other	361,479
	13,868,368

**Gitga'at First Nation
Administration Schedule 2
Schedule of Budget Revenues and Expenses**

March 31, 2023
Budget

Revenue	
Indigenous Services Canada	339,081
Province of British Columbia	30,900
Interest and investment income	112,209
Other revenue	15,814
Opening deferred revenue	30,000
Administration fees	11,125
Closing deferred revenue	-30,900
	508,229
Expenses	
Advertising and donations	2,802
Amortization	140,003
Bad debts (recovery)	-6,452
Bank charges and interest	3,738
Consulting and contracts	144,233
Employee benefits	56,448
Honoraria (recovery)	-159
Insurance	23,023
Office, program supplies and miscellaneous	91,670
Professional fees	72,728
Rent and occupancy costs	42
Salaries and wages	355,490
Telephone (recovery)	8,136
Travel	40,904
Utilities, fuel and other (recovery)	-27,765
	904,840
Annual surplus (deficit)	-396,612

**Gitga'at First Nation
Community Health Schedule 3
Schedule of Budget Revenues and Expenses**

**March 31, 2023
Budget**

Revenue	
First Nations Health Authority	1,536,379
Province of British Columbia	30,900
Other revenue	26,264
	1,593,543
Expenses	
Amortization	163,301
Bank charges and interest	553
Consulting and contracts	396,480
Employee benefits	41,745
Equipment and facility rental	5,618
Insurance	19,054
Office, program supplies and miscellaneous	305,335
Rent and occupancy costs (recovery)	-5,088
Repairs and maintenance	21,624
Salaries and wages	310,021
Telephone	10,848
Training	201
Travel	347,423
Tuition	1,172
Utilities, fuel and other	23,257
	1,641,547
Annual surplus (deficit)	-48,004

**Gitga'at First Nation
Special Projects Schedule 4
Schedule of Budget Revenues and Expenses**

March 31, 2023
Budget

Revenue	
Indigenous Services Canada	182,765
Province of British Columbia	699,734
Department of Fisheries and Oceans	53,560
Other revenue	1,739,319
Opening deferred revenue	167,754
Interest and investment income	5,490
Closing deferred revenue	-172,787
	2,675,835
Expenses	
Amortization	9,320
Awards	63,600
Bad debts	34,519
Consulting and contracts	446,787
Employee benefits	80,799
Equipment and facility rental	1,516
Income assistance	7,314
Office, program supplies and miscellaneous	277,479
Professional fees	51,866
Rent and occupancy costs	7,473
Salaries and wages	683,415
Student and school allowance	49,361
Telephone	29,068
Training	26,825
Travel	44,123
Tuition	22,275
Utilities, fuel and other	602
	1,836,341
Annual surplus (deficit)	839,494

**Gitga'at First Nation
Development Corporation & Other Schedule 5
Schedule of Budget Revenues and Expenses**

**March 31, 2023
Budget**

Revenue	
Indigenous Services Canada	101,711
Earnings (loss) from investment in Nation business entities	1,426,225
Own source revenue	989,280
Other revenue	697,466
Interest and investment income	3
	3,214,684
Expenses	
Advertising and donations	31,708
Amortization	7,529
Bad debts	20,051
Bank charges and interest	522
Consulting and contracts	488,478
Employee benefits	66,649
Honoraria	137,794
Insurance	2,492
Office, program supplies and miscellaneous	117,567
Professional fees	172,233
Rent and occupancy costs	13,465
Repairs and maintenance	6,249
Salaries and wages	355,823
Telephone	21,299
Training	5,295
Travel	78,620
	1,525,771
Annual surplus (deficit)	1,688,913

Gitga'at First Nation
Economic Development & Gitga'at Clean Energy Schedule 6
Schedule of Budget Revenues and Expenses

March 31, 2023
Budget

Revenue	
Indigenous Services Canada	77,417
Province of British Columbia	206
Other revenue	397,320
Rental income	165,418
	<hr/>
	640,361
	<hr/>
Expenses	
Consulting and contracts	241,449
Employee benefits	25,189
Insurance	22,930
Office, program supplies and miscellaneous	58,330
Professional fees	2,795
Repairs and maintenance	92,621
Salaries and wages	227,892
Telephone	2,544
Travel	7,311
Utilities, fuel and other	67,267
	<hr/>
	748,326
	<hr/>
Annual surplus (deficit)	-107,965

**Gitga'at First Nation
Education Schedule 7
Schedule of Budget Revenues and Expenses**

March 31, 2023
Budget

Revenue	
Indigenous Services Canada	1,596,707
	<u>1,596,707</u>
Expenses	
Amortization	404,406
Consulting and contracts	813,727
Employee benefits	4,786
Insurance	45,172
Office, program supplies and miscellaneous	24,221
Salaries and wages	41,605
Student and school allowance	222,600
Telephone	342
Travel	20,602
Tuition	70,951
Utilities, fuel and other	16,585
	<u>1,664,997</u>
Annual surplus (deficit)	<u>-68,290</u>

**Gitga'at First Nation
 Fisheries, Guardian Watchman & Lands and Marine Schedule 8
 Schedule of Budget Revenues and Expenses**

March 31, 2023
 Budget

Revenue	
Department of Fisheries and Oceans	414,567
Province of British Columbia	401,288
Indigenous Services Canada	223,862
Other revenue	2,629,689
Opening deferred revenue	165,338
Own source revenue	81,370
Lease and licence income	19,358
Rental income	4,127
Closing deferred revenue	-170,298
	3,769,301
Expenses	
Advertising and donations	610
Amortization	550,327
Bank charges and interest	3
Consulting and contracts	484,242
Employee benefits	85,369
Equipment and facility rental	3,657
Honoraria	67,608
Insurance	34,348
Office, program supplies and miscellaneous	110,050
Professional fees	49,861
Repairs and maintenance	104,707
Salaries and wages	679,208
Telephone	21,046
Travel	48,448
Utilities, fuel and other	127,443
	2,366,927
Annual surplus	1,402,374

**Gitga'at First Nation
Own Source Revenue & Forest and Range Schedule 9
Schedule of Budget Revenues and Expenses**

**March 31, 2023
Budget**

Revenue	
Other revenue	1,335,239
Lease and licence income	215,862
Rental income	101,451
Interest and investment income	8,794
	1,661,347
Expenses	
Advertising and donations	604,093
Bank charges and interest	17
Consulting and contracts	24,239
Employee benefits	64
Equipment and facility rental (recovery)	-3,710
Insurance	1,928
Office, program supplies and miscellaneous	60,494
Rent and occupancy costs (recovery)	-4,685
Repairs and maintenance	51,901
Telephone	598
Travel	1,679
Utilities, fuel and other	14,237
	750,854
Annual surplus	910,493

Gitga'at First Nation
Social Assistance Schedule 10
Schedule of Budget Revenues and Expenses

March 31, 2023
Budget

Revenue	
Indigenous Services Canada	434,883
Other revenue	40,401
	475,284
Expenses	
Amortization	52,880
Consulting and contracts	2,862
Employee benefits	17,218
Income assistance	16,631
Office, program supplies and miscellaneous	59,391
Rent and occupancy costs	5,088
Salaries and wages	113,094
Telephone	636
Training	5,433
Travel	5,137
Utilities, fuel and other	28,512
	306,881
Annual surplus (deficit)	168,403

**Gitga'at First Nation
 Village Operations & Capital Projects Schedule 11
 Schedule of Budget Revenues and Expenses**

March 31, 2023
 Budget

Revenue	
Indigenous Services Canada	2,644,733
Province of British Columbia	363,568
First Nations Health Authority	118,211
Other revenue	2,536,787
Opening deferred revenue	6,000
Rental income	11,691
Closing deferred revenue	-6,180
	5,674,810
Expenses	
Amortization	377,517
Consulting and contracts	696,043
Employee benefits	39,902
Equipment and facility rental (recovery)	-530
Insurance	111,022
Office, program supplies and miscellaneous	436,352
Repairs and maintenance	2,936
Salaries and wages	300,518
Telephone	7,990
Travel	38,792
Utilities, fuel and other	111,341
	2,121,884
Annual surplus	3,552,926